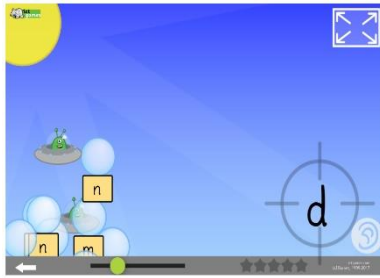


Literacy Games Focus

Reading – Phoneme Focus

Phonics Pop – ICT Games



Aim of Game:

- Listen to the sound spoken and pop the bubbles which show your target sound. Be careful not to pop incorrect letters!

Games/Levels:

Phases 1-7

- s,a,t,p / i,n,m,d / g,o,c,k / ck,e,u,r / h,b,f,ff,l,ll,ss / j,v,w,x / y,z,zz,qu

Other Phonemes

- sh, th, ch, wh, ay, ai, a_e, oa, ow, o_e, oy, oi, igh, i_e, or, aw, au, oo, ew, ue, ir, ur, er, ee

Spooky Sounds – ICT Games



Aim of Game:

- Listen to the sound spoken and drag the bubbles with your target sound into the cauldron.

Games/Levels:

Phases 1-7

- s,a,t,p / i,n,m,d / g,o,c,k / ck,e,u,r / h,b,f,ff,l,ll,ss / j,v,w,x / y,z,zz,qu

Other Phonemes

- sh, th, ch, wh, ay, ai, a_e, oa, ow, o_e, oy, oi, igh, i_e,, or, aw, au, oo, ew, ue, ir, ur, er, ee

Letter Planet sh, ch, th - Scootle



Aim of Game:

- Sort the th, ch, sh words into their correct phoneme groups.

Games/Levels:

This game only explores sh, ch and th words.

Reading – Blending Words

Short Vowel Word Machines – Starfall



Aim of Game:

- Reading and blending 3 letter CVC words. Models how to blend them with picture prompts.

Games/Levels:

- Vowel in middle of word = a
- Vowel in middle of word = e
- Vowel in middle of word = i
- Vowel in middle of word = o
- Vowel in middle of word = u

Sound Slayer – ICT Games



Aim of Game:

- Select a target letter or phoneme, listen to how it is pronounced and then blend words using that phoneme. CVC words and longer.

Games/Levels:

Phase 2 Options

- s, a, t, p, l, n, m, d, g, o, c, k, e, u, r, h, b, f, ff, l, ll, ss

Phase 3 Options

- j, v, w, x, y, z, zz, qu, ch, sh, th, ng, ai, ee, igh, oa, oo, ar, or, ur, ow, oi, ear, air, ure, er

Phase 5 Options

- ay, ou, ie, ea, oy, ir, ue, aw, wh, ph, ew, oe, au, a_e, e_e, i_e, o_e, u_e

Poop Deck Pirate – ICT Games



Aim of Game:

- Read the word on the coin and decide if it is a real or fake word by clicking the cross or tick. Collect as many coins as you can for the treasure chest.

Games/Levels:

Phase 3 Options

- CVC words, th, sh, ch, ng, ai, ee, igh, oa, oo, or, er, ur, ow, oi, ear, air, ure

Phase 4 Options

- CVCC words, CCVC words, CCCVC words

Phase 5 Options

- ay, ou, ie, ea, oy, ir, ue, aw, wh, ph, ew, oe, au, a_e, e_e, i_e, o_e, u_e

Blending Bingo – ICT Games



Aim of Game:

- Select a phoneme to focus on and pull the lever. A word will appear on the screen. Read the word to an adult by blending sounds together.

Games/Levels:

Letters and Sounds

- satpin CVC words, other CVC words, CVCC words, CCVC words

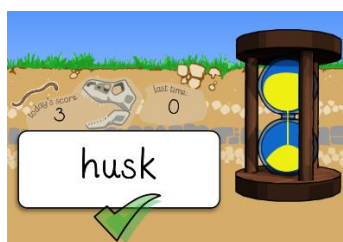
Phase 3 Options

- ch & sh / th & ng / ai & ee / igh & oa / long oo & short oo / ar & or / ur & ow / oi & ear / air & ure

Phase 5 Options

- ay & ou / ie & ea / oy & ir / ue & aw / wh & ph / ew / oe & au / a_e / i_e / o_e / u_e

Help a Hedgehog – ICT Games



Aim of Game:

- Select a focus for your game. Blend and read the words on the screen and tick the tick when you've read successfully. Try to read as many as you can before the timer ends. Can you beat your score from last time?

Games/Levels:

- Enter own words to practise
- CVC words
- sh, th, ch, ng words
- CCVC and CVCC words
- mixed vowel phonemes

Sighties - Teach a Monster



Aim of Game:

- Listen to the word said and click it when you see it appearing. See if you can beat your best score.

Games/Levels:

Words will get harder as you play. As we do not pay for this resource, once the game has been stopped for that session, the level will reset back to the start.

Sight Word Bingo – ABCYa



Aim of Game:

- Listen to the word said and check your bingo card. If you have the word, click it.

Games/Levels:

Levels go up in classes.

Spelling Using Phoneme Knowledge

Balloon Phonics – Top Marks



Aim of Game:

- Look at the picture and listen to the word. Work out the missing letter in the word.

Child does not need to know all alphabet sounds to play.

Games/Levels:

- Missing initial sound
- Missing middle sound
- Missing end sound

Forest Phonics – ICT Games



Aim of Game:


- After selecting your target phoneme, listen to the word and spell it using the sounds at the bottom of the screen. You can get hints if needed.

Games/Levels:

Phoneme options

- sp, gl, sl, fl, ng, ch, nk, sh, th, ee, ea, ar, ay, ai, a_e, ow, oa, o_e, or, aw, igh, i_e, oo, oy, oi, air, are, ea, ir, ur, ew, ou

Viking Full Circle – ICT Games



Targets:

- Listen to the word and spell it on the Viking ship.
Child needs to know the sounds on chosen level before playing.

Games/Levels:

- Phase 2 Options
 - s,a,t,p,i / s,a,t, p,i,n / p,t,d,m,s,o,a / l,g,p,t,r,n,e,a / r,n,b,th,m,s,d,i,u
- Phase 3 Options
 - sh,ch,th,ng,p,n,r,c,a,l
 - ch,sh,ck,th,ng,s,l,p,i,o
 - ar,ai,oo,oa,c,d,l,m,n,t
 - ai,igh,oo,oa,l,t,r,m,d,p,n,s

Spelling – Sight Words/Common Words

Little Bird Spelling – ICT Games



Aim of Game:

- Select a Year Group and bird box filled with words. Explore the word on the screen before attempting to spell independently. Look for familiar phonemes or words within the word to help you remember.

Games/Levels:

These are based on the English school system where Y1 = P2, Y2 = P3 etc. Ensure that a bird box colour has also been selected, you can preview the words before attempting to determine their difficulty.

Spelling Bee – Annenberg Learner



Aim of Game:

- Listen to the story and type the missing common words to complete the passage. The common words may not be spelt exactly as they sound!

Games/Levels:

These are based on the America school system where Grade 1 = P2, Grade 2 = P3 etc. For building confidence in first attempts, it is suggested to go down 1-2 "grades" then build up to current class.

Spelling Training



Aim of Game:

- Select a theme for your spelling words and edit any you don't want to spell. Pick from several games to practise those words.

Games/Levels:

Multiple different word list themes also have the ability to add own spelling words from 100-200 high frequency word lists.